



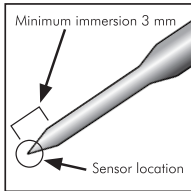
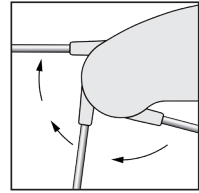
THERMAPEN[®] BLUE

With *Bluetooth*[®]
Wireless Technology




Operating Instructions

INSTRUMENT OPERATION - The instrument is switched on by unfolding the probe and turned off by folding the probe until fully located into the rubber probe retainer. The probe should not be rotated more than 180 degrees as damage will occur. It is recommended to store the probe in the closed position, when not in use. When opening the probe, a short light flash, followed by a long flash indicates the instrument is powered and ready to be connected via Bluetooth® Wireless Technology.



Apply the tip of the probe to the substance, medium or surface to be measured. The sensor is located at the tip of the probe, therefore the minimum depth insertion should be 3 mm.

 The probe tip is very sharp and therefore caution should be taken when using. Care should also be taken when closing the probe after taking hot temperatures as the probe may remain hot.

CONNECTION - Use a Bluetooth® Low Energy 'Smart or Smart Ready' iOS or Android™ host device with the HACCP LE App installed to make connections to the instrument. The HACCP LE App can be downloaded free from the App Store (Apple devices) or on Google Play™ (Android devices). For full device compatibility visit etiltd.com. Open the HACCP LE App and connect to the device via the Devices screen, use the instrument's serial number to select the correct device from the list. When connecting/disconnecting, the instrument's amber light flashes rapidly 5 times. Once connected the HACCP LE App will begin receiving and displaying measurement data.

TRANSFER BUTTON



MEASURE/TRANSFER - Press to measure and transfer result via Bluetooth.
CLEAR BONDING - See Bonding
WAKE - See Auto-Off

STATUS/TRANSFER LED - When connected via Bluetooth an amber LED flashes every 10 seconds or when the button is pressed

SETTINGS - Adjustable via the HACCP LE App include: °C or °F, Measurement Interval, Auto-off Interval, Sensor Name and High/Low Alarm levels. All settings are stored in the instrument and are downloaded to the HACCP LE App on connection.

AUTO-OFF - If the instrument is not connected to Bluetooth within the set Auto-off interval, it will shut down. This function can be switched off via the HACCP LE App. To wake the instrument either press the transfer button or open/close the probe.

FAULTY PROBE - If the probe has developed an 'open circuit' fault, the HACCP LE App will display 'Sensor Error'.

BONDING - This instrument does not need to be paired/bonded to your host device. Pairing/Bonding may cause connection issues within Apps. If you encounter connection problems please clear bonding as described below. Clear Bonding - start with the instrument switched off, press and hold down the Transfer button whilst opening the probe. If successful, the amber LED flashes 3 times.

INSTRUMENT CLEANING - Clean the instrument regularly with an anti-bacterial probe wipe to avoid potential food-borne bacteria growth.

WARNING: IPA and other solvents may cause damage to the case of this instrument

BATTERY STATUS – When opening the probe the instrument indicates its battery status:

- Amber light flashes – battery OK
- Red light flashes – battery low
- No light flashes – battery flat

Also the battery status can be viewed using the HACCP LE App when connected via Bluetooth.

BATTERY REPLACEMENT - To replace the battery (1 x AAA), remove the battery cover with a pozi (PZ1) screwdriver. Remove the battery by pulling the battery retaining clip back (do not over extend). Replace the battery, positive end first before screwing the battery cover back down.

Please note: Do not use excessive force when refitting the battery cover ensuring it is compressed against the seal. For further information on changing the battery visit etiltd.com.

GUARANTEE - This instrument carries a two-year guarantee against defects in either components or workmanship. During this period, products that prove to be defective will, at the discretion of ETI, be either repaired or replaced without charge. This guarantee does not apply to probes, where a six-month period is offered. The product guarantee does not cover damage caused by fair wear and tear, abnormal storage conditions, incorrect use, accidental misuse, abuse, neglect, misapplication or modification. Full details of liability are available within ETI's Terms & Conditions of Sale at etiltd.com/terms. In line with our policy of continuous development, we reserve the right to amend our product specification without prior notice.

The Bluetooth® word mark and logos are registered trademarks owned by the Bluetooth SIG, Inc. and any use of such marks by ETI is under license.

Google Play and the Google Play logo are trademarks of Google Inc.

Apple, the Apple logo, iPhone, and iPod touch are trademarks of Apple Inc., registered in the U.S. and other countries. App Store is a service mark of Apple Inc., registered in the U.S. and other countries.

iOS is a trademark or registered trademark of Cisco in the U.S. and other countries and is used under license.

Android is a trademark of Google Inc.



Manufactured by
Electronic Temperature Instruments Ltd
Worthing · West Sussex · BN14 8HQ
01903 202151 · sales@etiltd.com · etiltd.com

545-600 WEB/28.04.23